

# Activate your TF Mastercard® Gold in only 2 steps


## Step 1


### Identification and signature via IDnow.

Take a photo of your ID document in the IDnow app and **sign the contract digitally**. You can find the link in the welcome email.



### Which documents are required?

 Austrian citizens/EU citizens  
Valid ID card (front and back) or passport

 Non-EU citizens  
A valid residence permit  
(Minimum validity 24 months from application)

### Please keep in mind:

The valid document must be legible and complete.



### Document check

If we need further documents, you will be actively contacted by us.


## Credit card is on its way



### Credit card & PIN

will arrive at your home **within 7-10 working days** (separately) after your application.


As an alternative to digitally signing with IDnow, you can sign the enclosed activation form and send it by email to [aktivierung@tfbank.at](mailto:aktivierung@tfbank.at)



## Step 2

### Activation of your TF Mastercard® Gold

You will be informed by email and SMS as soon as your credit card is ready for use.

 1-2 workdays

