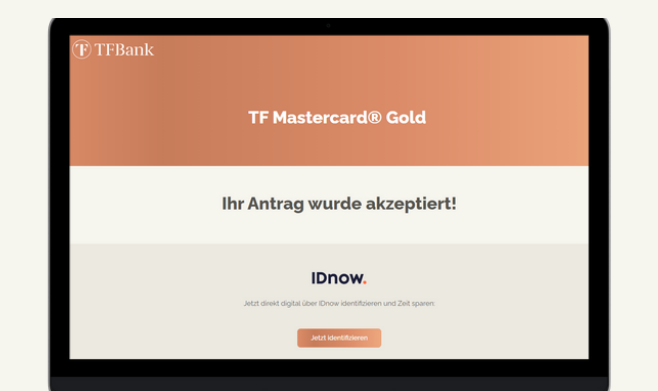


2 steps to your TF Mastercard® Gold



Step 1

Identification via IDnow.

Take a picture of your ID document in the IDnow app. You can find the link in the welcome email.

Which documents do we need?




Austrian citizens / EU citizens
Valid **identity card** (front and back) or **passport**



None-EU-citizens
A valid **residence permit**
(minimum validity 24 months from the date of application)

Please keep in mind:

The valid document must be legible and complete.



Document check


If we need additional documents, you will be actively contacted by us.



Credit Card & Activation Form

will arrive at your address within **7-10 business days** after application.

As a security measure, the PIN and credit card are sent separately.



Step 2

Send back the signed activation form



Send the undamaged, hand-signed activation form to
aktivierung@tfbank.at

Credit Card will be activated 



1-3 Business days

You will be informed by e-mail and SMS as soon as your TF Mastercard® Gold is ready to be used.